

SQUARE FOOT GARDENING



An Educational Class Presented by
Harvest Farm Community Garden
March 2010



ALL NEW SQUARE FOOT GARDENING

Grow More in Less Space!

Best-
Selling
Garden
Author

MEL BARTHOLOMEW

All New Square Foot
Gardening: Grow More in Less
Space!

By Mel Bartholomew

www.squarefootgardening.com

It's more than just a hobby...


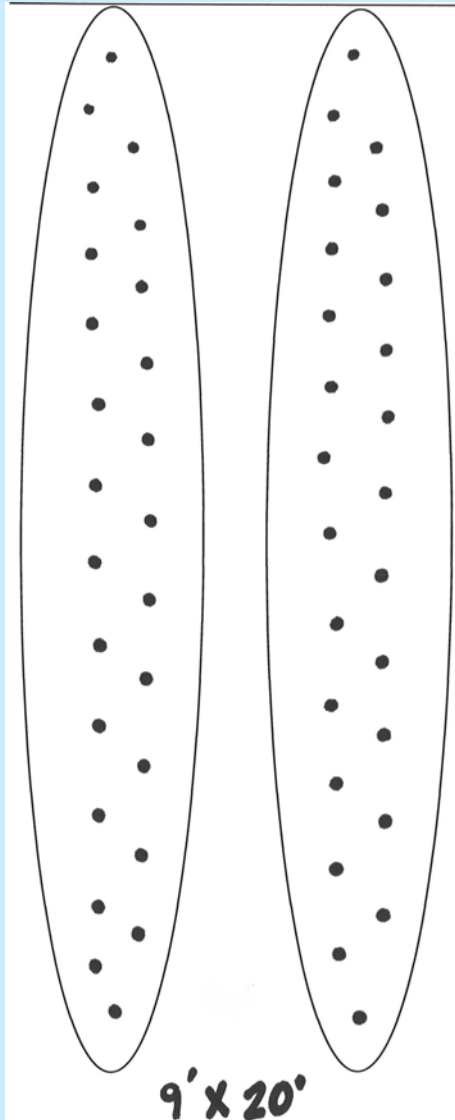


The Boxed-In Gardening Method

- Looks neat & tidy
- Established limits
- Grids = formula for success
- Simplifies garden chores
- Holds special soil mix above ground
- No compaction, erosion, or puddles
- Less maintenance in less space



Square Foot Gardening...a comparison



Comparison by the numbers

- 50 strawberry plants in each plot
- Square Foot plot accommodates same number of plants in 20% of the space, on average!



Layout of the Grid

- Think squares, not rows
- No grids = no character
- Prominent, visible, and defined
- Divide plot into 1' by 1' squares
- Use sturdy materials




How much to plant?

- Only what you want to eat
- Prevent over-planting
- Stagger your harvest
- Promote conservation
- Square by square, you'll soon be there!



Vertical Gardening



- More precious ground space & adds beauty
- Face trellis north/south; plant on south side of trellis
- Supports tall climbing vines
- Protects from crawling insects
- Provides air circulation
- Allows for closer eye inspection
- Pruning accessibility
- Easier to harvest

How to Make a Trellis

- Materials needed:
 - Electrical conduit
 - Steel rods
 - Metal elbow couplings
 - Nylon netting



Photo Credits: [All New Square Foot Gardening](#), Mel Bartholomew

Putting the Trellis Together





Photo Credits: [All New Square Foot Gardening](#), Mel Bartholomew

Plant Spacing

- Know plant's mature size by XL, L, M, and S
- Chart shows how many plants per square
- Direct seeding – only use 3 seeds; thin out 2
- Transplant seedling into square based on mature plant size



Plant Spacing

PLANT SPACING

Extra Large

1 Plant
Placed 12 inches apart:
Broccoli



Cabbage



Pepper



Large

4 Plants
Placed 6 inches apart:
Leaf Lettuce



Swiss Chard




Marigold



Medium


9 Plants
Placed 4 inches apart:
Bush Bean



Spinach




Beet




Small


16 Plants
Placed 3 inches apart:
Carrot



Radish



Onion



• Spacing for Vertical Growers

- Per Square Foot:
 - Gourds (1)
 - Tomatoes (1)
 - Cucumbers (2)
 - Pole Beans (8)
- Per Two Square Feet:
 - Melons (1)
 - Pumpkins (1)
 - Summer Squash (1)
 - Watermelon (1)
 - Winter Squash (1)

Vegetable Plant Spacing:

Recommended Number of Plants per Square Foot

- Asparagus: 1
- Bean, Bush: 9
- Bean, Pole: 8
- Beet, Large: 9
- Beet, Small: 16
- Broccoli: 1
- Cabbage: 1
- Carrot: 16
- Cauliflower: 1
- Chard, Swiss: 4
- Corn: 4
- Cucumber: 2
- Eggplant: 1
- Lettuce: 4
- Melon: 1 per 2 sf
- Okra: 1
- Onion: 16
- Pea, Sugar Snap: 8
- Pepper: 1
- Potato: 4
- Radish: 16
- Spinach: 9
- Strawberry: 4
- Summer Squash (bush): 1 per 9 sf
- Summer Squash (vine): 1 per 2 sf
- Winter Squash: 1 per 2 sf
- Tomato (bush): 1 per 9 sf
- Tomato (vine): 1



Flower & Herb Plant Spacing:

Recommended Number of Plants per Square Foot

Herbs

- Basil (small): 4
- Basil (large): 1
- Chives: 16
- Cilantro: 1
- Mint: 1
- Oregano: 1
- Parsley: 4

Flowers

- Dahlia (small): 4
- Dahlia (medium): 1
- Dusty Miller: 4
- Marigold (dwarf): 4
- Marigold (large): 1
- Pansy: 4
- Petunia: 4
- Salvia: 4



Plant by Height, Shape, Texture & Compatibility

- Companion planting – friends or foes?
- Group tall plants facing south inside bed
- Add color with flowering plants



Starting Your Seedlings

- Plant indoors 5-6 weeks prior to transplanting outdoors
- Harden off plants prior to transplanting outdoors



Know Your Local Planting Dates!

- **2/14:** spinach; peas
- **2/21:** carrots
- **2/28:** onions
- **3/7:** beets; broccoli; parsnips
- **3/22:** cabbage; cauliflower; lettuce; radishes
- **3/29:** beans; potatoes
- **4/5:** cucumbers; pumpkins; summer squash; winter squash
- **4/12:** corn; melons



These dates are the earliest recommended dates. See planting chart for full details.

Adding Protective Features



- Covers/cold frames – early protection from late frost
- Young seedlings have a better chance
- Direct-seeding – provides warmth
- Faster germination
- Protect young seedlings from hot sun & animals

Labeling the Plants

- Label at time of planting
- List date planted
- List number of days until harvest
- Important to keep records



Enjoy Your Garden!

After all the preparation and work, find a bench and enjoy!

